

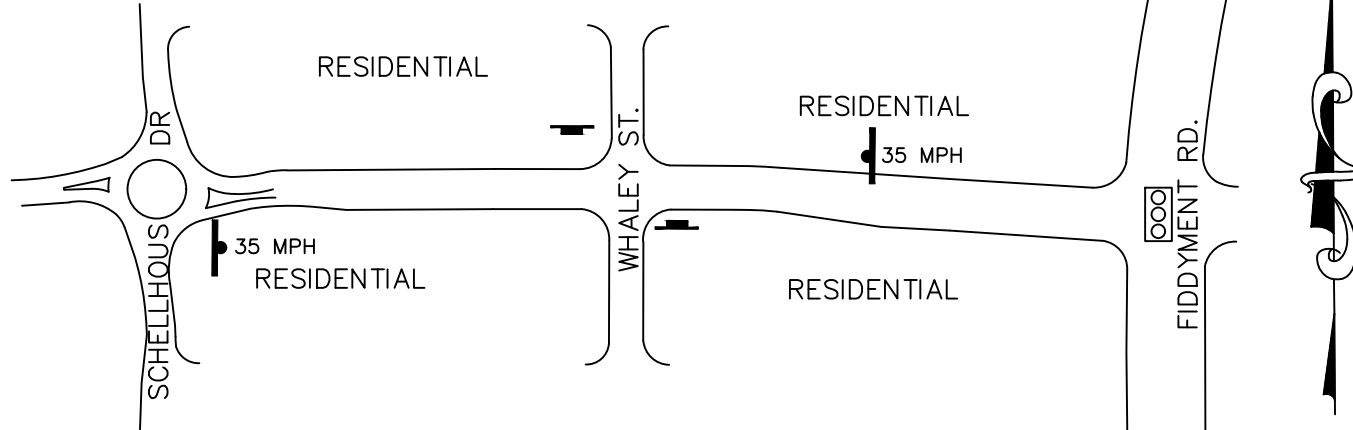


PUBLIC WORKS DEPT.

TRAFFIC ENGINEERING AND SPEED MAP  
SPEED ZONE SURVEY

ROAD NAME:  
**CRAWFORD PKWY.**  
SCHELLHOUS DR.  
TO  
FIDDYMENT RD.

STRIP MAP



|                         |                    |
|-------------------------|--------------------|
| ROADWAY WIDTH           | VARIES 38'-48'     |
| NO. OF LANES            | 2                  |
| ADT                     | 1920               |
| DIVIDER TYPE            | VAIRES             |
| CRITICAL SPEED (85th %) | 37 MPH             |
| PACE SPEED              | 28.5-37.5 MPH      |
| 3-YEAR ACCIDENT HISTORY | 0                  |
| EXISTING SPEED LIMIT    | PRIMA FACIE 55 MPH |
| RECOM. SPEED LIMIT      | 30 MPH             |
| SEGMENT LENGTH          | 0.49 MI.           |

|        |       |            |   |                |
|--------|-------|------------|---|----------------|
| LEGEND |       | STOP SIGNS | SPEED LIMIT SIGN  | TRAFFIC SIGNAL |
| MPH    | 61-75 | 0          | ROADSIDE COND.<br>SCHOOL <input type="checkbox"/><br>RESIDENCE <input checked="" type="checkbox"/><br>BUSINESS <input type="checkbox"/><br>PARKS <input type="checkbox"/><br>OPEN SPACE <input type="checkbox"/><br>BIKEWAY <input checked="" type="checkbox"/> |                |
|        | 51-60 | 3          |   |                |
|        | 41-50 | 99         |   |                |
|        | 31-40 | 1243       |   |                |
|        | 1-30  | 575        |   |                |

COMMENTS: NO PARKING ON BOTH SIDES OF STREET

SOME RECOVERY AREA  NO RECOVERY AREA   
SCHOOL ROUTE

B:\COMMUNITYDEVELOPMENT\ENGINEERING\PW-TRAFFIC\SPEED SURVEYS\2020\CAD MAPS



2020 Traffic Engineering and Speed Map - Speed Zone Survey

# City of Roseville Engineering and Traffic Survey

## Summary

Street: Crawford Pkwy  
Limits: Schellhous Dr  
Fiddymment Rd

Field Observer: HC RY  
Checked By: J CERVANTES  
Date: 09/09/2020

|  |                                |   |
|--|--------------------------------|---|
| <b>Factors</b>   | <b>Direction: East/West</b>    |   |
| <b><u>A. Prevailing Speed Data</u></b>   |                                |   |
| Location of Survey   | 350 ft West of Whaley St       |   |
| 85th Percentile  | 37 MPH                         |   |
| 10 mph Pace  | 28.5-37.5                      |   |
| Percent in Pace  | 68.0%                          |   |
| Posted Speed Limit   | N/A                            |   |
| <b><u>B. Collision History</u></b>   |                                |   |
| Date Range Covered   | 05/17/2017 to 05/17/2020       | ( 3 years )   |
| Total Collisions   | 0                              |   |
| Collision Rate (Acc/MVM)   | 0.00                           |   |
| Expected Collision Rate  | 2.95                           |   |
| <b><u>C. Traffic Factors</u></b>   |                                |   |
| Average Daily Traffic  | 1920                           |   |
| Length of Segment  | .49                            |   |
| Lane Configuration   | Single Lane Each Direction     |   |
| Street Classification  | Collector                      |   |
| <b><u>D. Conditions Not Readily Apparent</u></b>   |                                |   |
| Conditions   |                                |   |
| Roadway Geometrics   |                                |   |
| Comments   |                                |   |
| <b><u>E. Adjacent Land Use</u></b>   |                                |   |
|  | Residential                    |   |
| Posted Speed Limit   | Prima Facie 55 (Posted 35 mph) |   |
| Speed Limit Change?  | Yes                            |   |
| Revised Speed Limit  | 30                             |   |
| Approved and Authorized for release by City of Roseville Traffic Engineering Department: |                                |   |
|       |                                | <br>Date |
|  |                                | Loc.#   |

# City of Roseville

311 Vernon Street  
Roseville, CA 95678  
**(916) 746-1300**

Site Code: **CRAWFORD PKWY**  
Station ID:

Latitude: 0' 0.0000 Undefined

**EB**

| Start Time         | 15    | 20    | 25    | 30    | 35    | 40    | 45    | 50    | 55    | 60   | 65   | 70   | 75   | 999  | Total      | 85th Percent | 95th Percent |
|--------------------|-------|-------|-------|-------|-------|-------|-------|-------|-------|------|------|------|------|------|------------|--------------|--------------|
| 09/09/20           | 0     | 0     | 0     | 0     | 0     | 0     | 0     | 0     | 0     | 0    | 0    | 0    | 0    | 0    | 0          | *            | *            |
| 01:00              | 0     | 0     | 0     | 1     | 1     | 1     | 0     | 0     | 0     | 0    | 0    | 0    | 0    | 0    | 3          | 37           | 39           |
| 02:00              | 0     | 0     | 0     | 1     | 0     | 0     | 0     | 1     | 0     | 0    | 0    | 0    | 0    | 0    | 2          | 48           | 49           |
| 03:00              | 0     | 0     | 0     | 2     | 3     | 3     | 2     | 0     | 0     | 0    | 0    | 0    | 0    | 0    | 10         | 41           | 43           |
| 04:00              | 0     | 1     | 0     | 2     | 3     | 11    | 6     | 0     | 0     | 0    | 0    | 0    | 0    | 0    | 23         | 42           | 44           |
| 05:00              | 0     | 0     | 2     | 10    | 15    | 22    | 2     | 0     | 0     | 0    | 0    | 0    | 0    | 0    | 51         | 38           | 39           |
| 06:00              | 0     | 1     | 5     | 8     | 23    | 19    | 7     | 1     | 0     | 0    | 0    | 0    | 0    | 0    | 64         | 39           | 43           |
| 07:00              | 0     | 0     | 4     | 4     | 26    | 19    | 3     | 0     | 0     | 0    | 0    | 0    | 0    | 0    | 56         | 38           | 40           |
| 08:00              | 0     | 1     | 10    | 9     | 21    | 11    | 3     | 0     | 0     | 0    | 0    | 0    | 0    | 0    | 55         | 37           | 40           |
| 09:00              | 0     | 0     | 4     | 16    | 46    | 17    | 5     | 0     | 1     | 0    | 0    | 0    | 0    | 0    | 89         | 37           | 41           |
| 10:00              | 1     | 1     | 6     | 21    | 26    | 15    | 6     | 0     | 0     | 0    | 0    | 0    | 0    | 0    | 76         | 38           | 41           |
| 11:00              | 1     | 1     | 9     | 15    | 21    | 22    | 5     | 1     | 0     | 0    | 0    | 0    | 0    | 0    | 75         | 38           | 42           |
| 12 PM              | 1     | 1     | 4     | 14    | 25    | 18    | 1     | 0     | 0     | 0    | 0    | 0    | 0    | 0    | 64         | 37           | 39           |
| 13:00              | 1     | 0     | 3     | 11    | 24    | 26    | 5     | 1     | 1     | 0    | 0    | 0    | 0    | 0    | 72         | 39           | 43           |
| 14:00              | 1     | 1     | 7     | 8     | 41    | 22    | 9     | 0     | 0     | 0    | 0    | 0    | 0    | 0    | 89         | 39           | 42           |
| 15:00              | 0     | 0     | 5     | 10    | 23    | 25    | 4     | 0     | 0     | 0    | 0    | 0    | 0    | 0    | 67         | 38           | 40           |
| 16:00              | 1     | 1     | 1     | 14    | 27    | 24    | 4     | 2     | 0     | 0    | 0    | 0    | 0    | 0    | 74         | 38           | 42           |
| 17:00              | 0     | 1     | 0     | 7     | 16    | 12    | 2     | 0     | 0     | 0    | 0    | 0    | 0    | 0    | 38         | 38           | 40           |
| 18:00              | 2     | 0     | 2     | 7     | 7     | 6     | 2     | 0     | 0     | 0    | 0    | 0    | 0    | 0    | 26         | 38           | 41           |
| 19:00              | 0     | 0     | 0     | 1     | 7     | 5     | 1     | 0     | 0     | 0    | 0    | 0    | 0    | 0    | 14         | 38           | 41           |
| 20:00              | 0     | 0     | 0     | 0     | 2     | 2     | 0     | 1     | 0     | 0    | 0    | 0    | 0    | 0    | 5          | 46           | 48           |
| 21:00              | 0     | 1     | 0     | 1     | 2     | 3     | 2     | 0     | 0     | 0    | 0    | 0    | 0    | 0    | 9          | 41           | 43           |
| 22:00              | 0     | 0     | 0     | 0     | 3     | 0     | 0     | 0     | 1     | 0    | 0    | 0    | 0    | 0    | 4          | 52           | 53           |
| 23:00              | 0     | 0     | 0     | 0     | 0     | 0     | 0     | 0     | 0     | 0    | 0    | 0    | 0    | 0    | 0          | *            | *            |
| <b>Total</b>       | 8     | 10    | 62    | 162   | 362   | 283   | 69    | 7     | 3     | 0    | 0    | 0    | 0    | 0    | <b>966</b> |              |              |
| <b>Percent</b>     | 0.8%  | 1.0%  | 6.4%  | 16.8% | 37.5% | 29.3% | 7.1%  | 0.7%  | 0.3%  | 0.0% | 0.0% | 0.0% | 0.0% | 0.0% |            |              |              |
| AM Peak            | 10:00 | 04:00 | 08:00 | 10:00 | 09:00 | 05:00 | 06:00 | 02:00 | 09:00 |      |      |      |      |      | 09:00      |              |              |
| Vol.               | 1     | 1     | 10    | 21    | 46    | 22    | 7     | 1     | 1     |      |      |      |      |      | 89         |              |              |
| PM Peak            | 18:00 | 12:00 | 14:00 | 12:00 | 14:00 | 13:00 | 14:00 | 16:00 | 13:00 |      |      |      |      |      | 14:00      |              |              |
| Vol.               | 2     | 1     | 7     | 14    | 41    | 26    | 9     | 2     | 1     |      |      |      |      |      | 89         |              |              |
| <b>Grand Total</b> | 8     | 10    | 62    | 162   | 362   | 283   | 69    | 7     | 3     | 0    | 0    | 0    | 0    | 0    | 966        |              |              |
| <b>Percent</b>     | 0.8%  | 1.0%  | 6.4%  | 16.8% | 37.5% | 29.3% | 7.1%  | 0.7%  | 0.3%  | 0.0% | 0.0% | 0.0% | 0.0% | 0.0% |            |              |              |

15th Percentile : 27 MPH  
 50th Percentile : 33 MPH  
**85th Percentile : 38 MPH**  
 95th Percentile : 42 MPH

Statistics  
 10 MPH Pace Speed : 31-40 MPH  
 Number in Pace : 645  
 Percent in Pace : 66.8%  
 Number of Vehicles > 55 MPH : 0  
 Percent of Vehicles > 55 MPH : 0.0%  
 Mean Speed(Average) : 34 MPH

# City of Roseville

311 Vernon Street  
Roseville, CA 95678  
**(916) 746-1300**

Site Code: **CRAWFORD PKWY**  
Station ID:

Latitude: 0' 0.0000 Undefined

**WB**

| Start Time         | 1        | 16       | 21        | 26        | 31        | 36        | 41       | 46       | 51   | 56   | 61   | 66   | 71   | 76   | Total      | 85th Percent | 95th Percent |
|--------------------|----------|----------|-----------|-----------|-----------|-----------|----------|----------|------|------|------|------|------|------|------------|--------------|--------------|
|                    | 15       | 20       | 25        | 30        | 35        | 40        | 45       | 50       | 55   | 60   | 65   | 70   | 75   | 999  |            |              |              |
| 09/09/20           | 0        | 0        | 0         | 1         | 0         | 0         | 0        | 0        | 0    | 0    | 0    | 0    | 0    | 0    | 1          | 29           | 29           |
| 01:00              | 0        | 0        | 1         | 0         | 0         | 0         | 0        | 0        | 0    | 0    | 0    | 0    | 0    | 0    | 1          | 24           | 24           |
| 02:00              | 0        | 0        | 0         | 0         | 0         | 0         | 0        | 0        | 0    | 0    | 0    | 0    | 0    | 0    | 0          | *            | *            |
| 03:00              | 0        | 0        | 0         | 0         | 1         | 0         | 0        | 0        | 0    | 0    | 0    | 0    | 0    | 0    | 1          | 34           | 34           |
| 04:00              | 0        | 0        | 2         | 0         | 7         | 4         | 1        | 0        | 0    | 0    | 0    | 0    | 0    | 0    | 14         | 38           | 41           |
| 05:00              | 0        | 0        | 1         | <b>35</b> | 35        | 9         | 1        | 0        | 0    | 0    | 0    | 0    | 0    | 0    | 81         | 34           | 38           |
| 06:00              | 0        | 1        | 5         | 26        | 22        | 8         | 1        | 0        | 0    | 0    | 0    | 0    | 0    | 0    | 63         | 34           | 38           |
| 07:00              | 0        | 2        | 1         | 18        | 17        | <b>17</b> | 1        | 0        | 0    | 0    | 0    | 0    | 0    | 0    | 56         | 37           | 39           |
| 08:00              | 0        | 0        | <b>11</b> | 17        | 20        | 13        | 1        | 0        | 0    | 0    | 0    | 0    | 0    | 0    | 62         | 36           | 39           |
| 09:00              | 0        | 0        | 5         | 20        | 23        | 13        | 0        | 0        | 0    | 0    | 0    | 0    | 0    | 0    | 61         | 36           | 38           |
| 10:00              | <b>3</b> | <b>4</b> | 3         | 14        | 26        | 8         | 0        | 0        | 0    | 0    | 0    | 0    | 0    | 0    | 58         | 34           | 38           |
| 11:00              | 0        | 1        | 1         | 23        | <b>47</b> | 11        | <b>2</b> | <b>1</b> | 0    | 0    | 0    | 0    | 0    | 0    | <b>86</b>  | 35           | 39           |
| 12 PM              | 1        | 0        | <b>8</b>  | 17        | 27        | 11        | 1        | <b>1</b> | 0    | 0    | 0    | 0    | 0    | 0    | 66         | 36           | 39           |
| 13:00              | 1        | <b>1</b> | 2         | 8         | 14        | 11        | 2        | 0        | 0    | 0    | 0    | 0    | 0    | 0    | 39         | 38           | 40           |
| 14:00              | <b>3</b> | 0        | 2         | 13        | 32        | 12        | <b>3</b> | 0        | 0    | 0    | 0    | 0    | 0    | 0    | 65         | 37           | 39           |
| 15:00              | 0        | 1        | 2         | 14        | <b>34</b> | 14        | 2        | 0        | 0    | 0    | 0    | 0    | 0    | 0    | 67         | 37           | 39           |
| 16:00              | 1        | 0        | 2         | <b>19</b> | 33        | <b>23</b> | 2        | 0        | 0    | 0    | 0    | 0    | 0    | 0    | <b>80</b>  | 37           | 39           |
| 17:00              | 1        | 0        | 3         | 13        | 19        | 20        | 3        | 0        | 0    | 0    | 0    | 0    | 0    | 0    | 59         | 38           | 40           |
| 18:00              | 0        | 0        | 2         | 4         | 17        | 10        | 0        | 0        | 0    | 0    | 0    | 0    | 0    | 0    | 33         | 37           | 39           |
| 19:00              | 0        | 0        | 1         | 11        | 13        | 6         | 0        | 0        | 0    | 0    | 0    | 0    | 0    | 0    | 31         | 36           | 38           |
| 20:00              | 0        | 0        | 0         | 4         | 10        | 4         | 0        | 1        | 0    | 0    | 0    | 0    | 0    | 0    | 19         | 37           | 45           |
| 21:00              | 0        | 0        | 0         | 3         | 1         | 0         | 0        | 0        | 0    | 0    | 0    | 0    | 0    | 0    | 4          | 32           | 33           |
| 22:00              | 0        | 0        | 0         | 1         | 0         | 3         | 0        | 0        | 0    | 0    | 0    | 0    | 0    | 0    | 4          | 39           | 39           |
| 23:00              | 0        | 0        | 0         | 0         | 0         | 3         | 0        | 0        | 0    | 0    | 0    | 0    | 0    | 0    | 3          | 39           | 39           |
| <b>Total</b>       | 10       | 10       | 52        | 261       | 398       | 200       | 20       | 3        | 0    | 0    | 0    | 0    | 0    | 0    | <b>954</b> |              |              |
| Percent            | 1.0%     | 1.0%     | 5.5%      | 27.4%     | 41.7%     | 21.0%     | 2.1%     | 0.3%     | 0.0% | 0.0% | 0.0% | 0.0% | 0.0% | 0.0% |            |              |              |
| AM Peak            | 10:00    | 10:00    | 08:00     | 05:00     | 11:00     | 07:00     | 11:00    | 11:00    |      |      |      |      |      |      | 11:00      |              |              |
| Vol.               | 3        | 4        | 11        | 35        | 47        | 17        | 2        | 1        |      |      |      |      |      |      | 86         |              |              |
| PM Peak            | 14:00    | 13:00    | 12:00     | 16:00     | 15:00     | 16:00     | 14:00    | 12:00    |      |      |      |      |      |      | 16:00      |              |              |
| Vol.               | 3        | 1        | 8         | 19        | 34        | 23        | 3        | 1        |      |      |      |      |      |      | 80         |              |              |
| <b>Grand Total</b> | 10       | 10       | 52        | 261       | 398       | 200       | 20       | 3        | 0    | 0    | 0    | 0    | 0    | 0    | 954        |              |              |
| Percent            | 1.0%     | 1.0%     | 5.5%      | 27.4%     | 41.7%     | 21.0%     | 2.1%     | 0.3%     | 0.0% | 0.0% | 0.0% | 0.0% | 0.0% | 0.0% |            |              |              |

15th Percentile : 26 MPH  
 50th Percentile : 31 MPH  
**85th Percentile : 36 MPH**  
 95th Percentile : 39 MPH

Statistics  
 10 MPH Pace Speed : 26-35 MPH  
 Number in Pace : 659  
 Percent in Pace : 69.1%  
 Number of Vehicles > 55 MPH : 0  
 Percent of Vehicles > 55 MPH : 0.0%  
 Mean Speed(Average) : 32 MPH